







Name: _____

Date: _____

Learning about Camouflage Worksheet

1. Work with your partner.
2. Use the red, blue, brown, green, and yellow turtles to see if you can camouflage them on the ocean picture, then on the forest picture and then on the desert picture.
3. Colour the top row of the chart if the turtle is hard to see. This means it is very well camouflaged.
4. Colour the bottom row of the chart if the turtle is easy to see. This means it is not camouflaged very well.
5. Colour the middle row of the chart if you can see the turtle a little bit.

Is it Camouflaged?	Ocean	Forest	Desert
			
Hard to see 			
Can see a little 			
Easy to see 			

BLM 1.2.a