


# Make a Butterfly




1. Write your name on the back of your butterfly.



2. Colour your butterfly.




3. Cut out your butterfly along the black line.



4. Put a piece of tape on the back of your butterfly.



5. Put your butterfly on something that is the same colour as your butterfly. Remember to **camouflage** your butterfly.



BLM 1.3.c



EcoKids®  
EARTH DAY CANADA